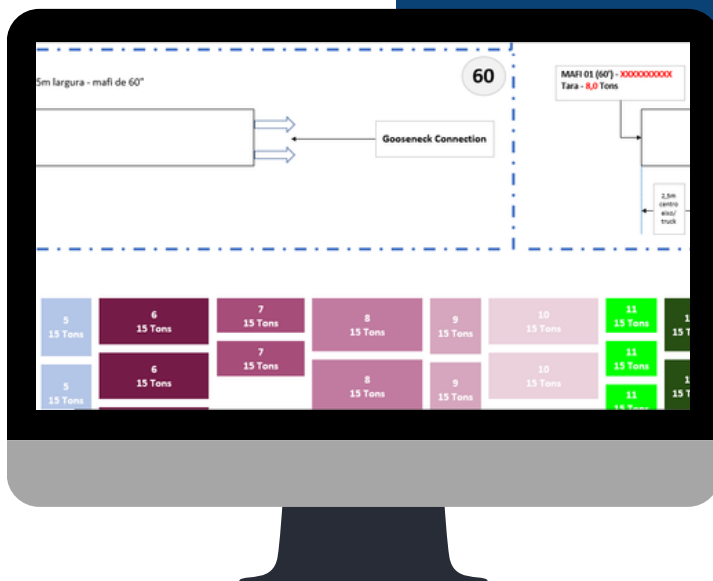



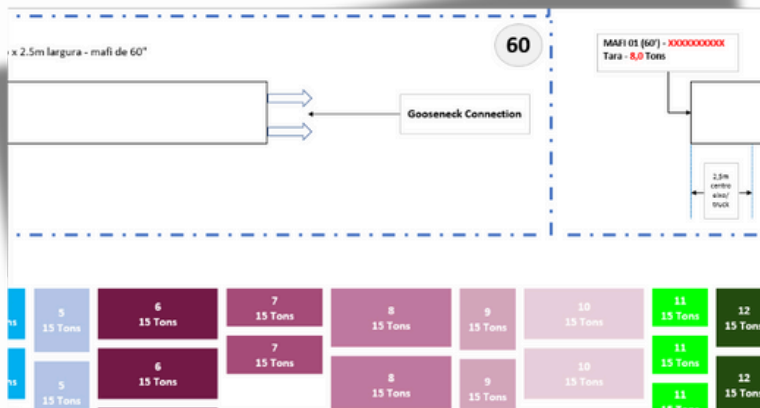


# GERADOR DE OBJETOS





# **What is the 'Gerador de Objetos'?**



**Gerador de Objetos** is a macro-enabled Excel workbook that allows users to list out objects in distinct sizes along with Mafi illustrators for prior allocation visibility.



# Base

It	Qty	Type	Cargo Description	Length (m)	Width (m)	Height (m)	Weight (ton)
1	2	DAF TRUCK PANEL / PLATE / BRACKET - CRATE	ON MAFI	3,000	1,500	2,000	50,000
2	4	DAF TRUCK REAR WALL - CRATE	ON MAFI	4,000	2,000	1,460	30,000
6	2	DAF TRUCK PANEL / PLATE / BRACKET - CRATE	ON MAFI	2,300	1,500	2,000	15,000
2	2	DAF TRUCK PANEL / PLATE / BRACKET - CRATE	ON MAFI	2,300	2,000	2,000	15,000
5	4	DAF TRUCK PANEL / PLATE / BRACKET - CRATE	ON MAFI	5,000	2,000	2,000	15,000
7	2	DAF TRUCK PANEL / PLATE / BRACKET - CRATE	ON MAFI	4,000	1,500	2,000	15,000
4	4	DAF TRUCK REAR WALL - CRATE	ON MAFI	5,000	2,300	1,460	15,000
2	2	DAF TRUCK PANEL / PLATE / BRACKET - CRATE	ON MAFI	2,300	2,400	2,000	15,000
11	2	DAF TRUCK PANEL / PLATE / BRACKET - CRATE	ON MAFI	2,300	2,000	2,000	15,000
12	2	DAF TRUCK PANEL / PLATE / BRACKET - CRATE	ON MAFI	2,300	1,500	2,000	15,000
13	2	DAF TRUCK PANEL / PLATE / BRACKET - CRATE	ON MAFI	2,300	2,300	2,000	15,000
14	2	DAF TRUCK PANEL / PLATE / BRACKET - CRATE	ON MAFI	2,300	2,400	2,000	15,000
15	5	DAF TRUCK PANEL / PLATE / BRACKET - CRATE	ON MAFI	5,000	2,000	2,000	15,000
15	2	DAF TRUCK PANEL / PLATE / BRACKET - CRATE	ON MAFI	2,300	1,500	2,000	15,000
16	4	DAF TRUCK REAR WALL - CRATE	ON MAFI	5,000	2,300	1,460	15,000
17	6	DAF TRUCK PANEL / PLATE / BRACKET - CRATE	ON MAFI	5,000	2,400	1,460	80,000
18	8	DAF TRUCK REAR WALL - CRATE	ON MAFI	5,000	2,000	8,000	15,000
19	10	DAF TRUCK PANEL / PLATE / BRACKET - CRATE	ON MAFI	5,000	7,000	1,000	15,000
19	12	DAF TRUCK PANEL / PLATE / BRACKET - CRATE	ON MAFI	15,000	2,000	1,000	0,800

5

Gerar Objetos

Zoom 40%

4

MAFI 20	1
MAFI 40	1
MAFI 60	5

**Passo a passo:**  
1 - Copie e cole uma base que possua os mesmos cabeçalhos das células em preto  
2 - Clique no botão Gerar Objetos

**Atenção:**  
Sempre todos os objetos anteriores da Guia Objetos serão excluídos, e após isso serão gerados os novos.

1

The **type** of object that will be created in its respective color.

4

Panel for the user to enter the number of **Mafis** they want to be **created along with the objects**.

2

The **quantity** of that specific object to be created once the process is triggered.

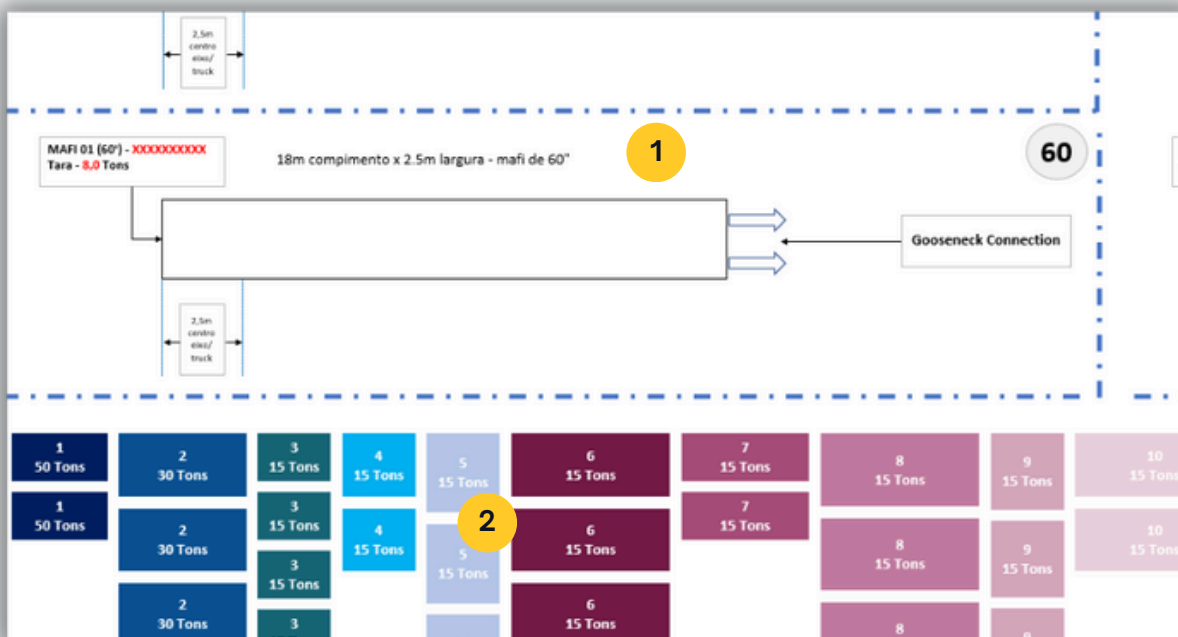
5

Button to **trigger** the Object creation procedure once all the parameters have been set.

3

**Dataset** containing profiling and **size information** of each object

# Objetos



1

Area where the Mafis solicited on the Panel mentioned in item 4 of the previous page will be placed.

2

Area where all objects created will be created in an orderly pattern.

